Arabian Ranches 1 March Market Report

Villa | Townhouse

Award-Winning Visibility & Market Demand on Bayut & Property Finder

NEWS

Arabian Ranches 1 Gets a New Education Hub

Arabian Ranches 1 is set to welcome a new school, Nord Anglia Education, this September, bringing the community's total to three schools. The new campus will offer Kindergarten to Grade 12 education, with a capacity for 1,500 students. Nord Anglia Education operates 80 schools worldwide, including Jumeirah College and Dubai International Academy in Dubai.

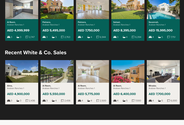
NEWS

White & Co.

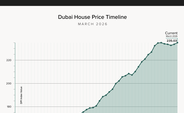
Dubai continues to show resilience, with the UAE's unemployment rate dropping to a record low of 2.1% in 2025. Meanwhile, the country's GDP is projected to grow by 4.9% in 2026, driven by strong activity, while sustained demand from investors and residents is expected to support the property market.



Hot Properties for Sale



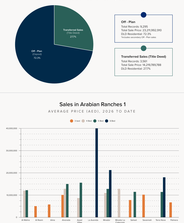
Recent White & Co. Sales





Dubai House Price Timeline

MARCH 2026



+0.59%	+0.00%	+9.68%	AED 1,683
Month Change	QoQ Change	YoY Change	Average Price/SQFT

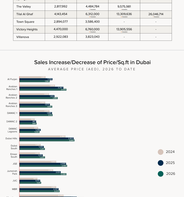
Total Sales Volume / Total Sales Price

OFF-PLAN VS TRANSFERRED DEALS, MARCH 2026



Sales in Arabian Ranches 1

AVERAGE PRICE (AED), 2020 TO 2026



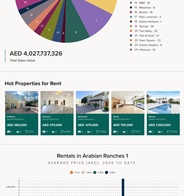
Sales in Dubai

AVERAGE PRICE (AED), 2020 TO 2026

Community	1 Bed	2 Bed	3 Bed	4 Bed
Al Furjan	4,584,130	5,846,437	8,817,273	-
Arabian Ranches 1	1,026,217	1,129,611	1,275,077	20,075,000
Arabian Ranches 2	4,353,000	4,722,500	9,647,725	12,500,000
Arabian Ranches 3	2,528,881	4,285,000	6,425,000	-
DAMAC 1	2,721,193	4,124,875	9,125,025	10,600,000
DAMAC 2	1,164,427	1,662,942	-	3,852,333
DAMAC Lagoons	2,814,250	2,707,130	4,038,836	6,383,333
Dubai Hills	4,752,149	7,003,741	17,812,750	44,400,000
Dubai South	3,275,000	4,342,889	5,572,090	-
Emaar South	2,531,625	3,542,798	7,512,125	-
JVC	1,237,552	1,671,855	2,184,744	22,450,000
Jumeirah Park	11,125,278	9,845,000	11,295,000	-
JVC	1,239,980	1,671,855	2,184,744	-
MBR	3,551,364	5,402,795	14,124,286	34,628,571
Meadows	10,496,333	13,560,714	19,125,000	27,500,000
Muirfield	3,556,413	4,644,250	-	-
Palm Jumeirah	9,000,000	14,000,000	48,600,000	86,000,000
Sobha Hartland	-	5,750,000	21,250,000	-
Tilal Al Ghaf	5,875,000	-	-	-
The Valley	2,877,750	4,484,764	9,575,180	-
Tilal Al Ghaf	1,452,429	1,727,250	10,325,000	25,348,214
Town Square	2,894,077	3,588,400	-	-
Victory Heights	1,470,000	5,750,000	13,915,556	-
Villanova	1,452,180	1,823,040	-	-


Sales Increase/Decrease of Price/Sq.ft in Dubai

AVERAGE PRICE (AED), 2020 TO 2026



Sale Transactions in Dubai

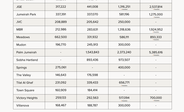
AVERAGE PRICE (AED), 2020 TO 2026



AED 4,027,737,326

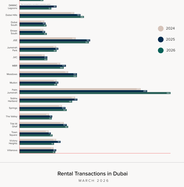
Total Sales Value

Hot Properties for Rent



Rentals in Arabian Ranches 1

AVERAGE PRICE (AED), 2020 TO 2026



Rentals in Dubai

AVERAGE PRICE (AED), 2020 TO 2026

Community	1 Bed	2 Bed	3 Bed	4 Bed
Al Furjan	104,000	145,000	193,000	300,000
Arabian Ranches 1	294,855	497,950	559,105	1,139,714
Arabian Ranches 2	234,375	325,252	543,752	900,000
Arabian Ranches 3	184,333	261,666	350,000	-
DAMAC 1	255,372	342,444	389,699	550,000
DAMAC 2	157,997	214,000	301,333	414,997
DAMAC Lagoons	153,125	165,342	197,825	-
Dubai Hills	385,833	474,125	768,000	2,158,333
Dubai South	165,714	189,632	291,111	-
Emaar South	123,250	153,250	-	-
JVC	117,222	141,008	1,126,251	2,027,814
Jumeirah Park	337,181	550,000	1,000,000	1,175,000
JVC	208,889	205,642	250,000	-
MBR	212,986	283,631	1,158,636	1,921,152
Meadows	663,500	1,000,000	1,166,571	1,900,250
Muirfield	196,770	245,313	300,000	-
Palm Jumeirah	-	1,500,000	2,375,240	5,385,416
Sobha Hartland	-	893,436	972,937	-
Springs	275,941	-	450,000	-
The Valley	146,643	176,598	-	-
Tilal Al Ghaf	210,000	239,433	604,771	-
Town Square	161,939	184,416	-	-
Victory Heights	219,133	252,500	512,594	700,000
Villanova	168,467	188,767	300,000	-

Rentals Increase/Decrease of Price/Sq.ft in Dubai

AVERAGE PRICE (AED), 2020 TO 2026

Rental Transactions in Dubai

AVERAGE PRICE (AED), 2020 TO 2026

AED 372,331,175

Total Rental Value

Current Average Gross Yield

MARCH 2026

Apartments	Community Type	Gross Yield
Arabian Ranches 1	Villa	4.61%
Arabian Ranches 2	Villa	4.75%
DAMAC Hills 2	Villa	4.78%
Dubai Hills	Villa	4.81%
Jumeirah Park	Villa	4.82%
Al Furjan	Townhouse	4.87%
Arabian Ranches 3	Townhouse	4.91%
Meadows By Nakheel	Townhouse	4.95%
Emaar South	Townhouse	4.97%
Meadows	Villa	4.98%
Villanova	Villa	4.99%
Tilal Ghaf	Townhouse	5.01%

Villas	Community Type	Gross Yield
Arabian Ranches 1	Villa	4.61%
Arabian Ranches 2	Villa	4.75%
DAMAC Hills 2	Villa	4.78%
Dubai Hills	Villa	4.81%
Jumeirah Park	Villa	4.82%
Meadows	Villa	4.98%
Villanova	Villa	4.99%
Tilal Ghaf	Villa	5.01%
The Meadows	Villa	5.18%
Mira	Villa	5.19%

Total Sales & Rentals in Dubai

MARCH 2026

Total Villages	Total Sold Units	Total Sales
Arabian Ranches 1	19	AED 20,075,000
Arabian Ranches 2	8	AED 12,500,000
Springs	5	AED 450,000
Arabian Ranches 3	4	AED 6,425,000
Al Furjan	32	19,648,130
Jumeirah Park	3	11,125,278
DAMAC 1	21	9,125,025
Arabian Ranches 1	19	1,026,217
Tilal Al Ghaf	15	10,325,000
Meadows	8	10,496,333
Muirfield	4	14,225,652
DAMAC 2	7	1,164,427
JVC	11	1,237,552
Emaar South	18	2,531,625
Villanova	11	1,452,180
Dubai Hills	35	4,752,149
Palm Jumeirah	3	9,000,000
Sobha Hartland	2	-

Villages	Total Volume	Total Sales
DAMAC Lagoons	49	2,814,250
Dubai South	23	3,275,000
Victory Heights	5	1,470,000
Arabian Ranches 3	4	2,528,881
JVC	18	2,721,193
DAMAC Hills 2	26	3,556,413
Emaar South	14	2,894,077
Town Square	15	2,894,077
Mira	10	2,877,750
Arabian Ranches 2	12	4,353,000
Jumeirah Park	10	337,181
Meadows	7	663,500
The Meadows	6	1,166,571
Mira	13	1,126,251

PROPERTY MONITOR
Powered by Bayut & dubizzle

Data source: Property Monitor, as of 2nd April 2026
Full data, interactive charts and more at
www.propertymonitor.com

Get Started Here!

www.propertymonitor.com